

Annual Shareholder Report

December 31, 2024

DIAMOND HILL

INVESTED IN THE LONG RUN

Diamond Hill Mid Cap Fund

Investor – DHPAX

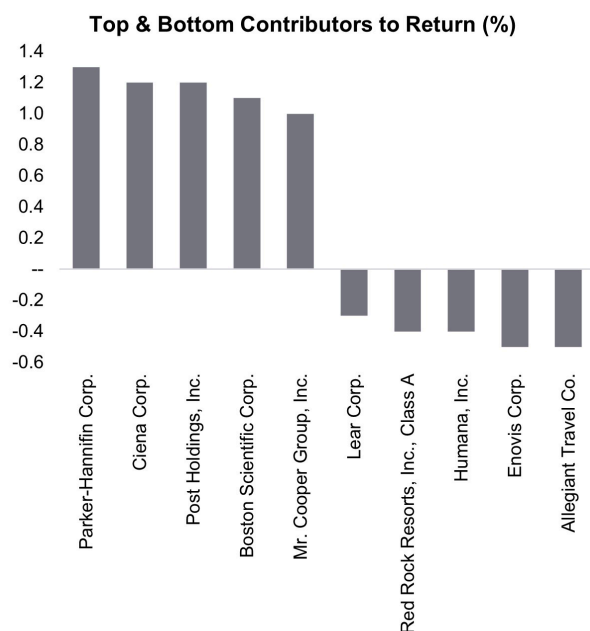
This annual shareholder report contains important information about Diamond Hill Mid Cap Fund (the "Fund") for the period of January 1, 2024 to December 31, 2024. You can find additional information about the Fund at <https://diamond-hill.com/documents>. You can also request this information by contacting us at 888-226-5595 or info@diamond-hill.com or by contacting your financial advisor.

What Were the Fund Costs for the past Year? (Based On a Hypothetical \$10,000 Investment)

| Class | Costs of a \$10,000 Investment | Costs Paid as a Percentage of a \$10,000 Investment |
|----------|--------------------------------|---|
| Investor | \$112 | 1.06% |

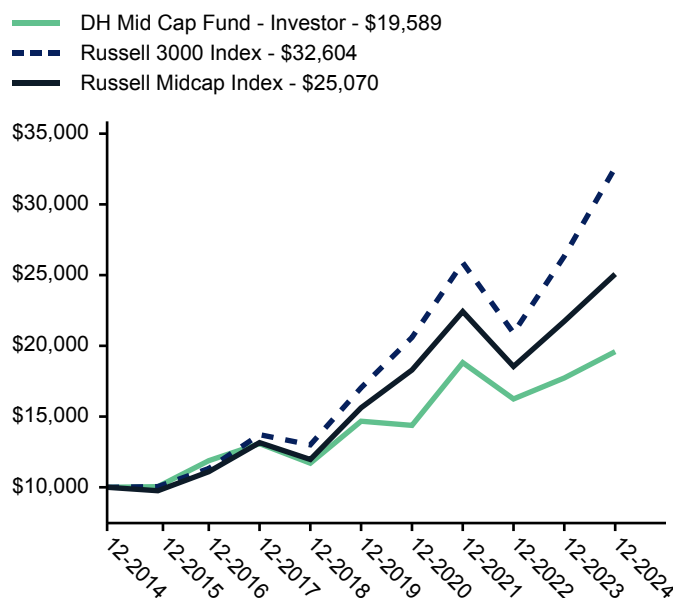
How did the Fund perform the last year, and what affected its performance?

The Fund (Ticker: DHPAX) returned 10.50% for the year ended December 31, 2024. Over that same period, the Russell Midcap Index returned 15.34%. Security selection is the primary driver of the Fund's performance during any given period — the top and bottom contributors to return are illustrated in the chart.



How did the Fund perform over the past 10 years?

Comparison of the change in value of a \$10,000 Investment in the Diamond Hill Mid Cap Fund Investor class, the Russell 3000 Index, and the Russell Midcap Index.



The performance of the above Fund does not reflect the deduction of taxes that a shareholder would pay on Fund distributions or the redemption of Fund shares. **Past performance is not indicative of future results.**

Average Annual Total Returns as of December 31, 2024

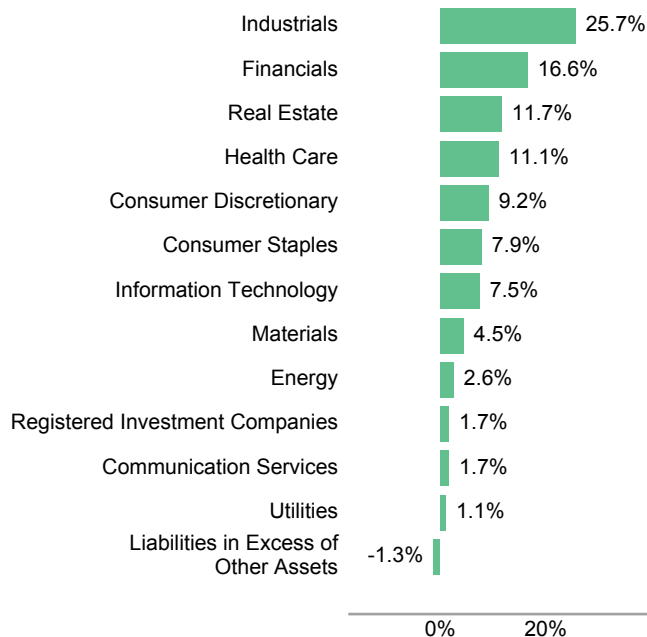
| | One Year | Five Years | Ten Years |
|----------------------|----------|------------|-----------|
| Investor | 10.50% | 5.95% | 6.96% |
| Russell 3000 Index | 23.81 | 13.86 | 12.55 |
| Russell Midcap Index | 15.34 | 9.92 | 9.63 |

Key Fund Statistics

| | |
|------------------------------|---------------|
| Net Assets | \$146,687,204 |
| Number of Portfolio Holdings | 60 |
| Portfolio Turnover Rate | 19% |
| Total Advisory Fees Paid | \$966,993 |

What Did the Fund Invest In?

Sector Allocation (% of Net Assets)



Top Ten Holdings

% of Net Assets

| | |
|------------------------------------|-----|
| WESCO International, Inc. | 5.5 |
| Post Holdings, Inc. | 4.7 |
| Red Rock Resorts, Inc. Class A | 4.6 |
| American International Group, Inc. | 4.2 |
| Parker-Hannifin Corp. | 3.7 |
| Regal Rexnord Corp. | 3.6 |
| Mr. Cooper Group, Inc. | 3.0 |
| Boston Scientific Corp. | 2.9 |
| CubeSmart | 2.7 |
| SS&C Technologies Holdings, Inc. | 2.6 |

Where Can I Find Additional Information about the Fund?

Additional information is available on the Fund's website, <https://diamond-hill.com/documents>, including its:

- prospectus
- financial information
- holdings
- proxy voting information
- updated performance information

Mailings of your shareholder documents may be househanded indefinitely unless you instruct us otherwise. If you do not want the mailing of these documents to be combined with those for other members of your household, please call the Fund at 888-226-5595.